


West Leederville

P r i m a r y S c h o o l



BYO iPad Program 2021

**Giving every child
every opportunity**



West Leederville Primary School BYO iPad Program

At West Leederville Primary School (WLPS), Year 4 students and above are encouraged to bring their own iPad to school for educational purposes. This BYO iPad program commenced in 2016 as a result of extensive research and consultation, including working with other local and regional lead ICT schools. It was agreed that to achieve the desired educational goals our students would greatly benefit from having their own device.

Year 4 was chosen as the starting point for this initiative for a number of reasons. The currency of most technology lasts approximately three years, therefore, one device will see the students through until the end of their primary school education. WLPS classroom teachers believe that our Year 4 students have the maturity and responsibility to manage and care for their own device. With the commencement of NAPLAN online, introducing students to online assessment, reading and writing techniques during Year 4, enables our students to have the skills to be comfortable and competent when completing NAPLAN testing early in Term 2 of Year 5.



Year 4 students who commenced the program in 2019 will continue to bring their device in 2021 as Year 6's. Year 4 students who commenced the program in 2020 will continue to bring their device in 2021 as Year 5's.

This booklet answers the following questions:

- What is the BYO iPad Program?
- What about equity?
- Why has the school chosen a BYO approach?
- What devices are included in the program?
- If a device is owned already, can it be used?
- Which iPad models are usable?
- Where can I get advice about purchasing an iPad?
- Will the iPad be shared with other students?
- Who is responsible for the installation of apps on the device?
- What is the overall cost of ownership?
- Does the school have policies on appropriate use, internet access and security?
- Who is responsible for the iPad's charging, safe keeping and insurance?
- What other support is in place to ensure the success of the program and the safety of the students?



What is the BYO iPad Program?

The iPad program aims to engage students and enable them to develop the skills and habits to become successful 21st century learners. The integration of this technology transforms teaching pedagogy enabling teachers to implement highly refined individual programs for their students. The iPad program ensures our students are developing the skills to think critically, problem solve, be creative and demonstrate innovation using iPad technology at home, school and in their community.

WLPS teachers will still continue to teach lessons using established teaching and learning practices using iPad technology as a tool to enhance and personalise the curriculum for students. The amount of time spent using iPads in the classroom will vary depending on planned lessons.

As part of implementing the Western Australian Curriculum - [ICT General Capabilities](#), schools are expected to:

- Teach social and ethical protocols and practices
- Ensure students conduct investigations
- Provide opportunities to create
- Communicate ideas & information
- Manage and operate ICT

The BYO iPad program provides a key technology tool which will assist students to achieve these capabilities and prepare them for their future education.

The Western Australian curriculum in Technologies comprises two areas, Design and Technologies and Digital Technologies. Follow the link to view the outline of the scope and sequence of studies for all students from Years PP-10 in [Digital Technologies](#).

The use of an iPad as a learning tool enhances existing teaching and learning initiatives in the Western Australian Curriculum and enables education delivery that is otherwise impossible or impractical. While there are many education applications for literacy and numeracy, the iPads also provide creative opportunities in history, geography, science, the visual arts, music, languages and physical education. In addition, the iPad technology has proven an invaluable tool in supporting students with special learning needs. The mobile nature of the device makes it easy to provide opportunities for teachers to effectively enhance teaching and learning initiatives both inside and outside of the classroom. The amount of time the iPad is used will vary day to day. There may be some days where the learning program sees very little usage. At other times, the iPad may be used for over an hour in a day, spread across the curriculum. Students will not exceed 1.5 hours of use per day.

Our teachers' efficacy in the teaching of, and through technology has been recognised by our selection as the only TDS Technologies school in WA. This role brings an additional \$40 000 over a two year period into the school for us to develop our own teachers' skills and share this knowledge statewide in teaching the technologies curriculum. Teachers at WLPS are supported, mentored and coached to use iPads as another tool in their classroom to enhance learning. Staff engage in regular professional learning and collaborate, both in school and with their local and global community. We have applied for TDS status for 2021-22 in this same area.

The iPad is a companion device. Its advantage is its mobility and ease of use. It will be used in scheduled, planned sessions to assist with the achievement of identified knowledge and skills.

The BYO iPad program is NOT:

- **Technology for the sake of technology**
- **Students using iPads all day**
- **At the expense of daily face-to-face teaching**
- **Replacing pen and paper, or the teaching of correct handwriting skills**
- **Impacting on outdoor student activities**
- **Apps replacing teachers**
- **The only tool used for completing work or assessment**



What about equity?

Equity of access is core to the culture of the school.

Any child in Year 4, 5 or 6 in 2021 who does not have access to a personal iPad will, where possible, use one of the school supplied iPads. This includes students whose iPad is in for repair or if they forgot to bring it to school. Please note that school owned iPads will always remain at school.

A range of iPad models will be supported including some iPad minis. This should increase the likelihood that existing family owned devices can be used, as well as providing a range of price points for those families purchasing a new device. Details have been provided in another section of this information booklet, which we hope will be useful in any purchasing decision.

Why has the school chosen a BYO iPad approach?

Current teaching practices at our school, where the school's technology is in use, has shown the value of students each having their own personal iPad, as opposed to sharing them. By reflecting on our own practice, and in collaboration with other schools in our network with iPad programs, it has been established that there are many advantages to students using their own personal device.

These include:

- no need to wait for an iPad to become available to commence and complete work.
- the ability to work on internet related research at any given time in class, not just when the computers or iPads are available.
- the ability to store media and documents without interference by other students, either accidental or intentional
- the student's documents remaining secure and free from change or deletion by other students who might use the device.
- the ability for each device to be individually monitored.
- the device being charged and fully available at any point in the school day.
- the opportunity for students to share work researched, created or practised with family and parents.

In addition to the above reasons, the school continues to see a place for computers in the classroom though has a finite IT resource budget to maintain and replace computers and related infrastructure. Were the school to pursue a school supplied iPad program this would result in not being able to maintain technology to student ratios at a suitable level.

If my child already has a tablet that is not an iPad, can they use that at school? i.e. Android or Windows

Unfortunately, this is an iPad only program which means other devices such as Android or Windows cannot be supported.

After extensive research by the school, we have made decisions to use iPads based on the following reasons:

1. The school requires iPads primarily to ensure the same applications are available across all devices.
2. This also extends to methods for submission of work and in classroom presentation on screens/ projectors.
3. Importantly our staff are, and will be well trained to support learning and troubleshooting on iPads.
4. Apple has an Education Team that provides guidance, support and professional development.
5. Apple has a track record of supporting the iPad with operating system and security updates beyond the supported lifetime of the iPad. Importantly these updates are available worldwide without delay. **These two factors are considerable in terms of online safety and the longevity of investment in the device.**
6. Apple has a rigorous vetting process of all apps (this includes educational apps) submitted to the App Store. Teachers have access to over 500 000 apps of which 20 000 are designed specifically for educational purposes.
7. Teachers can facilitate a change in student workflow through the multi-media capabilities of the device. This can include the design of digital eBooks and iMovies. These applications are only available on an iPad device.

If my child or the family already have an iPad can they use it at school?

Yes, as long as the iPad meets the minimum hardware requirements listed below and adheres to the school's policy regarding appropriateness of apps and media, including background pictures.

Which iPad models can be used?

While we prefer the full size 10.2" iPad, the iPad mini model will also be accepted as long as it meets the minimum requirements listed below.

Minimum requirements for existing iPads:

- iPad 7
- 32 GB
- Wifi
- iOS 14
- Please see special note regarding iPads with SIM card 3G/4G access

Recommended requirements for Purchasing new iPads

- iPad 7th Gen
- 32 GB
- Wifi
- iOS 13
- Please see special note regarding iPads with SIM card 3G/4G access



The recommended size for an iPad in an educational environment is at least 32GB. Items that can be stored on the iPad include apps, photos, videos and other media. 32GB will enable students to store their work on the device without having to manage the content externally.

It is anticipated that a new iPad will have a useful life of around 3 years. This is important to consider when making a purchasing decision.

Special note regarding iPads with SIM card 3G/4G access

Student devices must NOT contain a SIM card as this can be used to circumvent school online security and safety mechanisms. Should a device with this capability be used it MUST have the SIM card removed prior to arrival at school each day.

Where can parents get advice about purchasing an iPad?

There are a number of local retailers who are involved in supplying BYO iPads to students. They are aware of school requirements for the BYOD and can provide packages which include the iPad, case, setup support and related services. Details of West Leederville's partner JB HiFi are available from the school website at <http://wlps.wa.edu.au/byo-ipad/>. There is no obligation to use these suppliers.

The following website may be useful to compare recent models, <http://store.apple.com/au/ipad/compare>

iPads are not released on a specific schedule, however the following website may act as a helpful guide for timing a purchase, <http://buyersguide.macrumors.com>

What else do I need to buy?

A strong protective case that covers and protects the corners and the edges will be required. Ideally, the case would also contain a keyboard. Zagg and Belkin make good quality cases.

Students will need a set of robust over the ear headphones. **Please note:** there are headphones on the market that restrict volume levels to provide better protection of a child's hearing.

Will my child's personal iPad be shared?

No, your child's iPad is only for their personal use.



Who will be responsible for installing applications onto the iPad?

- The school will inform parents of the apps that need to be downloaded from the iTunes Store.
- The iTunes Store is accessed via the internet which provides the ability to create a password protected iTunes user account.
- The store will provide access to a variety of free and paid apps. Please refer to the Family Sharing information in the Cost of Apps section below.
- The apps will need to be downloaded at home.
- Creating an Apple ID allows you to access the App Store and iTunes. Students under 13 years old must not create their own iTunes account or purchase iTunes vouchers without parent assistance.
- The school will use it's website to provide links to the apps, to support parents. This will simplify the downloading process.



Cost of Apps?

While many great applications are free, some are not. Teachers will carefully select apps first and foremost for their intended use, while also keeping in mind the cost.

The school aims to cap app and purchases at **\$40**.

The school has recently introduced ePlatform Online Library. Students have free access to a large library of over 1000 popular fiction and non-fiction titles. ePlatform use is through a school subscription, with students being given a username and password to login.

Please note Apple has now introduced Family Sharing. In a nut shell, if you buy an app or book for one of your children then you and your other children will have access to the app or book without having to purchase it again.

Find out more at the website below:

“Up to six people in your family can share purchases from iTunes, iBooks and the App Store without sharing accounts. Pay for family purchases with the same credit card and approve kids’ spending straight from a parent’s device.”

<http://www.apple.com/au/ios/whats-new/family-sharing/>

The Western Australian Department of Education provides a licence for students to download and use the Microsoft Office Suite of applications. This software may be used on up to 5 devices.

Will I have to purchase additional Apple devices to support the iPad at home?

No, devices are stand-alone; this means they can be managed without an Apple computer. Should you choose to manage the iPad via a computer, both Windows and Apple computers are compatible with iTunes. This software is freely available from Apple.

Does the school have a policy on appropriate use of the iPad at school?

Yes, the school has very thorough policies and a strong code of conduct for using the iPad at school. The policies extend to staff, students and parents. This includes the requirement of students to sign an iPromise student agreement for using iPads at school. The agreement clearly outlines student expectations and complements the existing school ICT online code of conduct document which was signed at enrolment. These documents will be made available to parents via the school website or upon request.

Will students have access to the internet on their BYO iPad devices at school?

Yes, students will have access to complete some tasks. All access is monitored via the school network monitoring and filtering system.

As part of internet access all students are taught appropriate and safe use in accessing online resources.

How will iPads be secured at school?

Students will not be permitted to use iPads in the school grounds (unless under teacher instruction), before school, at recess or lunch, or after school. Upon arrival at school, students will be required to store the iPad in a secure location in their classroom. Classrooms will be routinely locked when no one is present. The school will be discussing device security with Camp Australia OSH Club, and recommend parents of students using this service to also discuss security arrangements.

What if the device is damaged or lost?

No responsibility is taken by the school for loss or damage of personal iPads. We fully support students in every way we can to take good care of their device.

The school recommends parents consult their home and contents insurer to ensure the iPad is covered on route and at school.

Apple recently introduced AppleCare+ protection in Australia which provides for extended warranty and support, including some damage coverage. Please refer to the following website for details including terms and conditions.

<http://www.apple.com/au/shop/product/S5107Z/A/applecare-for-ipad>

Who will be responsible for charging the iPads?

iPads will need to be charged each night at home. Students should not bring chargers to class.

What other supports are being put in place to ensure the success of the program and safety of our children?

From parent information sessions conducted in previous years, via feedback from recently conducted surveys, and in response to our communications asking for parent feedback by email, we have gained a good picture of the concerns parents may have regarding this program. The ICT committee, in consultation with parent representatives, developed the following ‘wrap around’ strategies, programs and approaches to support our iPad program.

For Students:

- Code of Conduct
- On-going Cybersmart education
- Social media awareness
- Workshop opportunities for students to share and teach their parents about their iPad usage for learning
- Life skills: guest speakers and learning opportunities provided with respect to the healthy use of technology eg. vision and posture, physiotherapy
- Education surrounding iPad self-management skills



For Parents:

- Cybersmart presentations
- Parent and child iPad education sessions
- Managing children and technology behaviour management workshops
- Skills for life: guest speakers and learning opportunities provided with respect to the healthy use of technology eg. vision and posture
- Individual support with ICT coordinator

What other local primary schools have a BYO program?

School	BYO Program	Device	Year levels
West Leederville	Yes	iPad	4-6
Deanmore	Yes	iPad	4
Dalkeith	Yes	iPad	3-6
Subiaco	Yes	iPad	4-6
Swanbourne	Yes	iPad	4-5
Jolimont	Yes	iPad	3-6
North Cottesloe	Yes	iPad	4-6
Churchlands	Yes	iPad	1-5
Woodlands	Yes	iPad	2-6
Wembley	No	iPad	School purchased 1:5 K-6
Floreat Park	No	iPad/laptop, school leased	iPad P-3 x 300, Laptop 4-6 x 100
Hollywood	No	Macbooks/laptops/iPads school leased/owned	

Other useful reference sites are:

- <http://www.det.wa.edu.au/curriculumsupport/primary/detcms/navigation/tablet-technology-for-education/case-studies/>
- <http://education.qld.gov.au/smartclassrooms/enterprise-platform/elab/ipads/trials.html>
- <http://www.apple.com/au/education/>
- <http://www.australiancurriculum.edu.au/generalcapabilities/information-and-communication-technology-capability/introduction/introduction>
- <https://www.esafety.gov.au>
- <https://www.digitaltechnologieshub.edu.au>

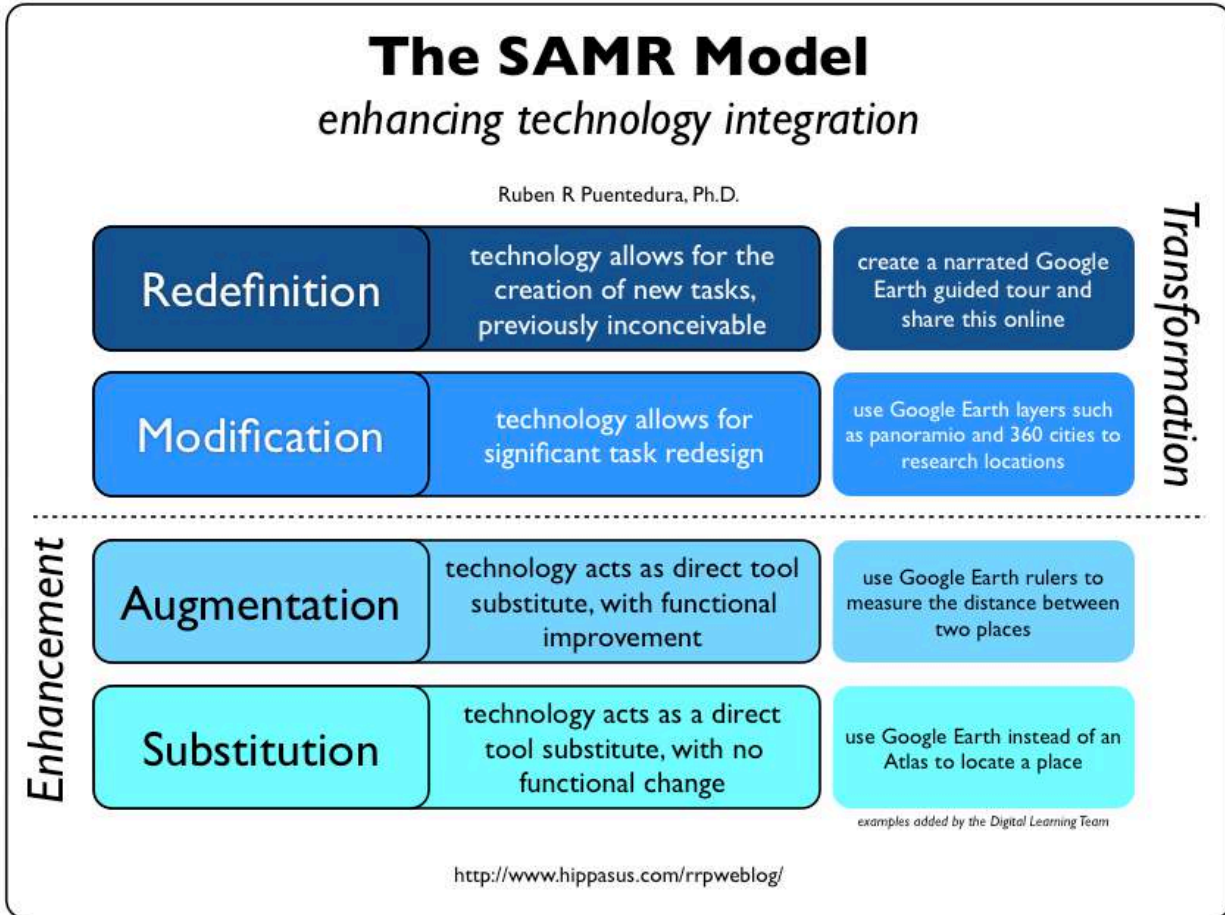
If you have any further questions, please make an appointment with the school's ICT coordinator by calling the school office on 9366 9750.

Fiona Kelly
Principal

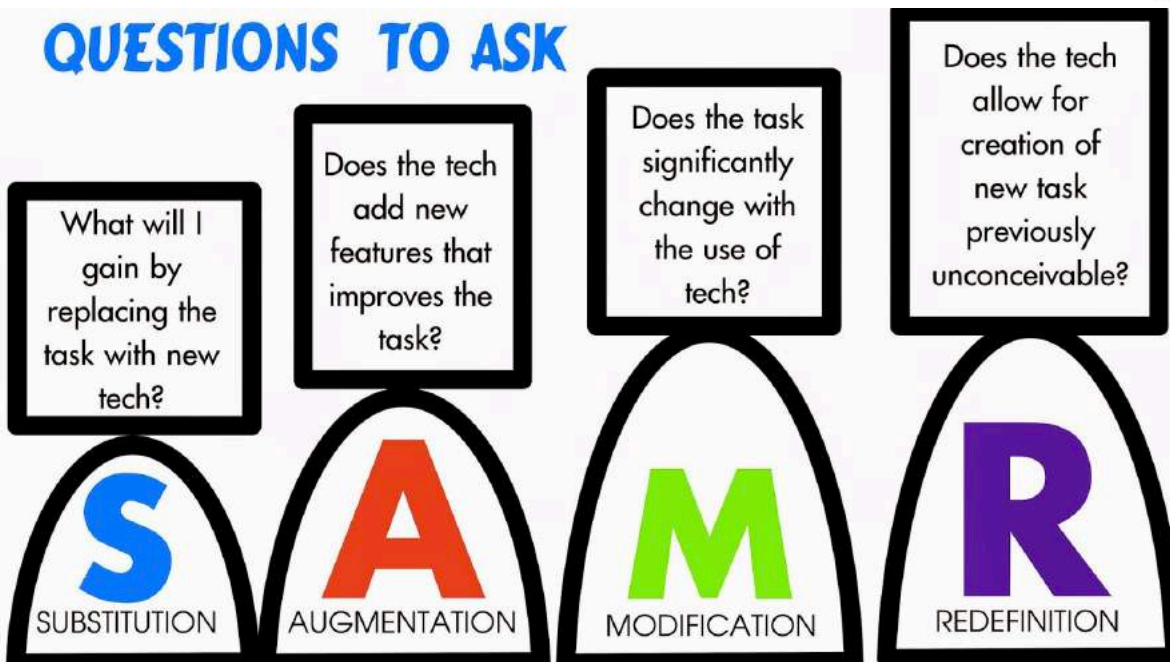
SAMR MODEL

Effective learning in any environment requires good design, management and pedagogy. The **S**ubstitution **A**ugmentation **M**odification **R**edefinition (SAMR) model, developed by Dr Ruben Puentedura, aims to support teachers to design, develop and integrate learning technologies to support high levels of learning achievement.

The SAMR model describes four levels of technology integration that increase in complexity and effect, from simple substitution which barely changes the function, to a more complex redefinition where the technology use can provide opportunities to create what would not be possible without that technology.



QUESTIONS TO ASK





CODE OF CONDUCT FOR PERSONAL IPAD USE

TEACHERS WILL:

- Ensure that students in their class have signed the iPromise Code of Conduct agreement before they access their iPad at school.
- Supervise students when using iPads.
- Monitor student use of apps.
- Communicate with parents to show how the iPads are integrated into teaching and learning.

STUDENTS WILL:

- Be primarily responsible for their iPad.
- Ensure their iPad is charged for the start of each school day. (Chargers are to be left at home to recharge their iPad each night).
- Ask permission before accessing their iPad at school and at home.
- Be required to store and transport their iPad to and from home in a suitable case at all times.
- Leave their iPad in the classroom at all times until the end of the school day.
- Be required to create a passcode with their parents to secure a lock on their device. (If this code is forgotten, the iPad will need to be restored to factory settings).
- Ensure that their security codes are kept private from other students.
- Demonstrate care and respect for their iPads and those of others. (If broken or if failing to work properly the student will alert the classroom teacher).
- Only use their iPad under adult supervision.
- Exercise responsible behaviour when using the iPad.
- Use personal and recommended headphones as required with their iPad to prevent disruption to other students' learning.
- Be governed by the School's Internet Use, iPad agreement and other related policies.

PARENTS WILL:

- Be responsible for maintaining the iPad and applications.
- Set up an iTunes account for use with their child's iPad.
- Be aware of how their child is using the iPad at home. (It is essential to talk to children about the values and standards that they should follow on the use of the internet, just as you would on the use of all media information sources such as television, movies and radio.)
- Keep their child's iPad up to date with the recommended apps as well as ensure the iPad is kept charged and returned to school each day.
- Support the school in its delivery of consequences for inappropriate use of the iPad at school.
- Regularly celebrate student's work and achievements on the iPad.
- Update apps as required.
- Be responsible for the outcome of malfunctions, loss or damage to their child's iPad. They will also need to ensure iPads are insured through their personal home and contents insurance. School insurance will not cover personal student iPads.
- Need to contact their insurance company if the iPad is damaged or stolen at school.
- Be responsible for negotiating any other items used to support SAER students in the classroom that are linked to their child's iPad eg. printing devices.

ONLINE SERVICES USERS WILL NOT:

- Access apps which are not relevant to education/ classroom topics.
- Play games using the iPad (unless under the teacher's instruction).
- Allow other students to use their personal iPad including access to online programs.

THE CONSEQUENCES FOR CONDUCT BREACHES ARE:

- Loss of iPad privilege for a given time, according to the severity of the breach.
- Parents to be informed about the breach.
- If necessary, a meeting with parents to discuss any breaches.





WEST LEEDERVILLE
PRIMARY

Student Agreement for using Personal iPad at School

iPromise to:

- Take good care of my iPad.
- Only use my iPad with my teacher's permission.
- Keep food and drinks away from my iPad.
- Keep my iPad in its case at all times.
- Use my iPad in ways that are appropriate, meet West Leederville Primary School expectations and are beneficial to my learning.
- Follow the WLPS iPad Code of Conduct.
- Be ethical with the use of my iPad camera by taking photos of people only if they grant permission.
- Not circulate or share any photos, digital files or URLs.
- Respect the copyright of the images and other media that I access.
- Understand that my iPad is subject to inspection at anytime.
- Be responsible for all damage or loss caused by my neglect or using the iPad in an inappropriate manner.
- Charge my iPad battery every night and bring it to school each day.
- Not access any inappropriate applications or websites.

I agree to follow the West Leederville Primary School iPromise and iPad Code of Conduct

Dated: _____

Student Name (please print): _____

Student Signature: _____

Parent/Carer Name: (please print): _____

Parent/Carer Signature: _____



www.wlps.wa.edu.au



West Leederville Primary School